



100%  
Natural

# Pro Organic

User guide



# Pro Organic

**High yield organic fertilizer with no ingredients of animal origin. Certified for use in organic farming**

T.A. Pro Organic is a highly concentrated liquid organic fertilizer formulated with no ingredients of animal origin, and optimized for growth and flowering.

## **Our unique formula makes nutrients available fast.**

Unlike standard liquid organic fertilisers, T.A Pro Organic was developed for use in biaponics (organic hydroponics), and so the recipe was designed to be rapidly bio-available and to remain stable in aerobic environments. The result is a unique nutrient that works in traditional soil based culture, and cutting edge hydroponics: recirculation, mixing and oxygenation of this fertiliser in solution isn't a problem, quite the contrary: it supports the beneficial aerobic microorganisms that are vital to organic growing.



## **This fertilizer is compatible with all soil and soilless growing methods, and is approved for use in organic farming.**

Whatever your preferred growing medium you can make your produce fully organic with T.A Pro. It works in open soil, in pots with potting soil or coconut fiber, in drip systems, gravity fed systems, and even in hydroponic systems with recirculation of the nutrient solution (biaponics). T.A Pro is easily diluted, and remains stable in normal growing conditions.



**T.A. Pro Organic is made from a wide range of vegetable based organic materials for optimal yield, balance and fragrance.**

This diversity of organic sources in T.A Pro delivers harmonious, balanced and stable development of plants and beneficial microorganism populations. It also provides the ideal blend of ingredients for plants to create complex aromatic molecules (terpenes) for an abundance of flavors and fragrances.

**T.A. Pro Organic provides the beneficial microorganisms.**

T.A Pro Organic not pasteurized, so as well as providing the complex organic materials that make up organic nutrients, it also supplies microorganisms capable of digesting them and thus making them available for your plants a short time after watering



# For optimal results with T.A Pro Organic:

This fertilizer is suitable for the following cultivation methods:



## Growing in open soil:

• Follow the "soil/potting soil" application table for each watering from planting. To provide plants with a strong start soil can be prepared two weeks before planting with 2 waterings per week with a solution of 0.5mL / L Grow and 0.5mL / L Bloom to initiate microbe populations and to release initial nutrients. This mixture can also be used to start or boost composting in a compost heap or to activate decomposition in mulch.

• For best results plant out into warmed soil and ensure the nutrient solution has been warmed up before application (for example in the sun). Cold shock, and keeping the root environment cool, slows down the metabolism of roots and the soil ecosystem.



## Growing in pots with compost or potting mix:

• Follow the "soil / potting soil" application table and apply with each watering. Try to ensure root and nutrient solution temperatures are around 20 °C.

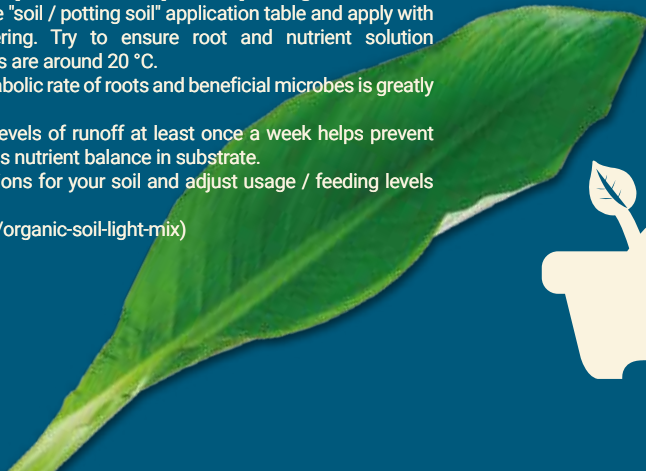

• Below 15 °C the metabolic rate of roots and beneficial microbes is greatly reduced.

• Watering with high levels of runoff at least once a week helps prevent buildups and optimizes nutrient balance in substrate.

• Refer to the instructions for your soil and adjust usage / feeding levels accordingly.

([www.eurohydro.com/organic-soil-light-mix](http://www.eurohydro.com/organic-soil-light-mix))

0,5ml/L Grow  
+  
0,5ml/L Bloom





### Growing in coco coir:

- Follow the "coco" application table for each watering from potting up onwards.
- Seed your coconut with TrikoLogic or TrikoLogic S.
- Check the pH of your irrigation water and adjust to pH 6 using T.A pH down.
- In crops that require high calcium levels, add 1mL / L of T.A. Calcium Magnesium Supplement to the watering solution.
- For the best results keep substrate and nutrient solution temperature around 20 ° c. Below 15 °C the metabolism of roots and beneficial microorganisms are much slower meaning less food available and less growth from your plants.
- To optimize nutrient balance, water until you see significant runoff least once a week.
- Refer to the instructions for your coconut and adjust usage / feeding levels accordingly ([www.eurohydro.com/cocofiber.html](http://www.eurohydro.com/cocofiber.html))



### Use in bioponic systems (fully recirculating bare root organic hydroponics):

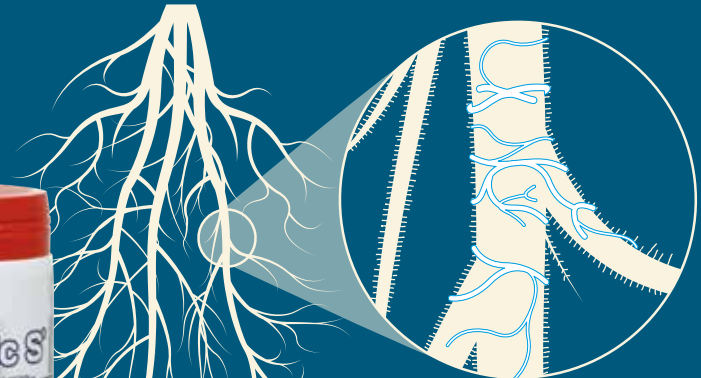
- Follow the "bioponics" application table from germination onwards.
- The nutrient solution must always be in motion, it must be oxygenated, and pass through a biofilter inoculated with TrikoLogic or TrikoLogic S (see bioponics section of the website or catalog),
- Operating pH can range from 6 to 7. In a healthy system, pH will stabilize in this range. If the pH is outside this range (usually low), look for the factor that is causing a problem with the beneficial microorganism population. Usually it is a problem with root temperature, overfeeding, or the wrong supplement.
- The system can be started about ten days before plants are introduced with a 0.5mL / L solution of Grow and Bloom as well as TrikoLogic or TrikoLogic S. This will allow the plants to be brought into a stabilised medium with immediately available food .
- Refer to our manual on bioponics and to your system manual for optimal implementation.

### TrikoLogic - TrikoLogic S

Trichoderma lives in soil, coco or other similar substrates breaking down organic matter and releasing minerals. This process of decomposition and nutrient release is fundamental to Organic, Organic Hydroponic, and Bioponics, and Aquaponics gardening. As it grows and establishes colonies, Trichoderma also releases a range of plant growth stimulating compounds and substances that inhibit or kill pathogens in the soil which might otherwise harm your plants - as the latest research has been demonstrating.

### TrikoLogic S

To create the most effective protection possible, we tested all the strains currently used as "beneficials" and isolated the most effective, and fastest acting combination (too many strains and there is a fight to get established and provide protection: that's no use with fast growing crops). TrikoLogic S's well-balanced mix of beneficial microorganisms gets to work right away and will protect the entire root mass of your plants from pathogenic fungi by forming a protective barrier that inhibits pathogen growth, propagation, and survival. This gives you the most resilient protection against root pathogens available.





Soil



Coco



1st roots



1st true leaves



Growing



Pretlowering



Flowering

Ripening

Cleaning

<b>Pro Organic Grow</b>	0,25ml/L	0,5ml/L	2ml/L	1ml/L	-	-	-
<b>Pro Organic Bloom</b>	0,25ml/L	0,5ml/L	-	1ml/L	2ml/L	2ml/L	-

<b>TrikoLogic &amp; TrikoLogic S</b>	0,1g/L	-	-	-	-	-	-
--------------------------------------	--------	---	---	---	---	---	---



Bioponics



1st roots



1st true leaves



Growing



Pretlowering



Flowering

Ripening

Cleaning

<b>Pro Organic Grow</b>	0,3ml/L	0,5ml/L	2ml/L	1ml/L	-	-	-
<b>Pro Organic Bloom</b>	0,3ml/L	0,5ml/L	-	1ml/L	2ml/L	2ml/L	-

<b>TrikoLogic &amp; TrikoLogic S</b>	0,1g/L	-	-	-	-	-	-
--------------------------------------	--------	---	---	---	---	---	---

# Empowering nature



Biopole 32500 Fleurance France  
[www.terraaquatica.com](http://www.terraaquatica.com)